
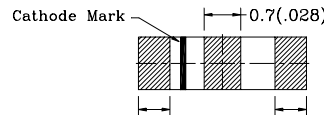
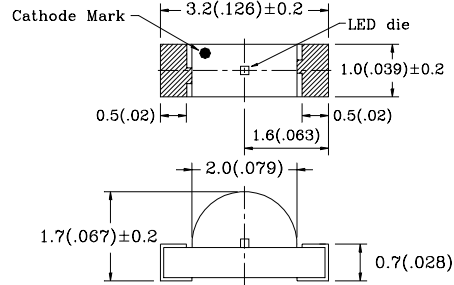




# ULTRA CHIP LED LAMPS

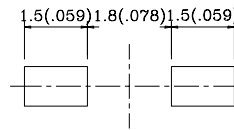


## BL-HXXX4C (1204) Series

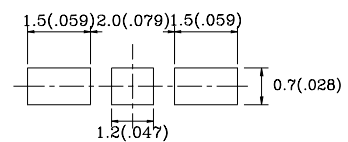


For reflow soldering

For upright mounting



For right angle mounting



Absolute Maximum Ratings(Ta=25°C)

	UNIT	SPEC.
IF	mA	30
IFp	mA	100
VR	V	5
IR	uA	100
Top	°C	-25~+80
Tstg	°C	-30~+85

**NOTE:**

- 1.All dimensions are in millimeters(inches).
- 2.Tolerance is ± 0.10(.004") unless otherwise specified.
- 3.Specifications are subject to change without notice.
- 4.Condition for IFp is pulse of 1/10 duty and 0.1msec width.

Part No.	Chip				Lens Appearance	Electro-optical Data (At 20mA)				Viewing Angle 2θ 1/2 (deg)±5
	Material	Emitted Color	λ p (nm)	Δ λ (nm)		Vf(V)		Iv(mcd)		
						Typ.	Max.	Min.	Typ.	
BL-HUA34C	AlGaInP	Ultra Red	645	22	Water Clear	2.1	2.6	5.0	16.0	125
BL-HUB34C	AlGaInP	Ultra Red	645	22		2.1	2.6	9.0	28.0	
BL-HU234C	AlGaInP	Ultra Red	645	22		2.0	2.6	13.0	40.0	
BL-HGA34C	AlGaInP	Ultra Green	574	15		2.1	2.6	9.0	28.0	
BL-HG334C	AlGaInP	Ultra Green	574	15		2.0	2.6	17.0	52.0	
BL-HG534C	AlGaInP	Ultra Green	574	15		2.0	2.6	10.0	32.0	
BL-HG434C	InGaN	Ultra Green	502	30		3.5	4.0	25.0	75.0	
BL-HG634C	InGaN	Ultra Green	523	36		3.5	4.0	25.0	75.0	
BL-HKB34C	AlGaInP	Ultra Yellow	588	15		2.1	2.6	18.0	55.0	
BL-HKD34C	AlGaInP	Ultra Yellow	595	15		2.1	2.6	18.0	55.0	
BL-HK034C	AlGaInP	Ultra Yellow	588	15		2.0	2.6	23.0	68.0	
BL-HJB34C	AlGaInP	Ultra Orange	620	17		2.1	2.6	18.0	55.0	
BL-HJD34C	AlGaInP	Ultra Orange	630	17		2.1	2.6	18.0	55.0	
BL-HJF34C	AlGaInP	Soft Orange	610	17		2.1	2.6	16.0	50.0	
BL-HJ034C	AlGaInP	Ultra Orange	620	17		2.0	2.6	21.0	65.0	