

Dot Matrix LED Displays



T +44 (0) 1942 671122 F + (0) 1942 671133 E sales@plusopto.co.uk W www.plusopto.co.uk
 B13 Derwent Court William Way Moss Industrial Estate Leigh Lancashire WN7 3PT

Designed for Graphic & information Display systems

Features

- § High Efficiency
- § Wide angle of view
- § Choice of colours
- § Choice of dot & surface colours
- § Multi-colour types available



Selection guide

Dot Config	Height		Part No. series	
	inches	mm	Column Anode	Column Cathode
4x4	2.0	50.0	LMD4412A	LMD4411A
5x7	0.7	17.8	LMD5702A	LMD5701A
5x7	1.25	31.7	LMD5712C	LMD5711C
5x7	1.2	31.5	LMD5712A	LMD5711A
5x7	2.0	53.2	LMD5722B	LMD5721B
5x7	3.0	80.0	LMD5732A	LMD5731A
5x7	4.0	106.2	LMD5742B	LMD5741B
5x8	3.1	79.8	LMD5822B	LMD5821B
8x8	0.8	20.2	LMD8802A	LMD8801A
8x8	0.8	20.2	LMD8802B	LMD8801B
8x8	1.3	32.0	LMD8812E	LMD8811E
8x8	1.5	38.0	LMD8812F	LMD8811F
8x8	1.9	47.7	LMD8812J	LMD8811J
8x8	1.9	47.7	LMD8812C	LMD8811C
8x8	2.3	60.1	LMD8822A	LMD8821A
16x16	1.6	40.0	SLD16161A	SLD16161C

Available colours

- 

Cherry Red 660nm
- 

Yellow 585nm
- 

Standard Red 625 / 630nm
- 

Green 525 / 530nm
- 

Sunset Orange 623nm
- 

Cyan 505nm
- 

Orange 610nm
- 

Blue 470nm
- 

Amber 590nm
- 

Cool White 5300 / 10000°K
- 

Warm White 2900 / 3300°K

Available Dot/Surface colours denoted by suffix xx

Surface colour
0 = Original
1 = Black
2 = Grey
3 = Red
4 = Orange

Dot Epoxy colour
0 = White diffused
1 = Red diffused
2 = Green diffused
3 = Yellow diffused
4 = Orange diffused
5 = Clear

A range of surface mount types is available on request
 Please verify details from the full data sheets and contact our office for the latest luminous intensity yields

Specifications may be subject to change without notice

Dot Matrix LED Display 5x7 LMD5701A series 0.7" (17.8mm)




T +44 (0) 1942 671122 F + (0) 1942 671133 E sales@plusopto.co.uk W www.plusopto.co.uk
B13 Derwent Court William Way Moss Industrial Estate Leigh Lancashire WN7 3PT

Features

- § High Efficiency
- § Wide angle of view
- § Choice of colours
- § Choice of dot & surface colours

Electro-optical characteristics (Ta=25°C)

Part No. Column Cathode	Part No. Column Anode	Chip Material Emitted Colour		Wavelength λ_P (nm)	Forward Voltage Vf (v) @20mA		Intensity/Dot Iv(mcd) @10mA	
		material	emitted		typ	max	min	typ
LMD5701ASR-XX	LMD5702ASR-XX	GaAlAs	Super Red	660	1.7	2.4	4	7.2
LMD5701AHRF-XX	LMD5702AHRF-XX	AlInGaP	Super Red	630	1.7	2.5	21	33
LMD5701AVG-XX	LMD5702AVG-XX	GaP	Green	565	1.7	2.8	7	12
LMD5701ASGM-XX	LMD5702ASGM-XX	InGaN	True Green	525	3.5	4.2	37	58
LMD5701AHYS-XX	LMD5702AHYS-XX	AlInGaP	Yellow	587	1.7	2.6	17	30
LMD5701ADBK-XX	LMD5702ADBK-XX	InGaN	Blue	470	3.5	4.2	15	26



Display Dot/Surface colours are denoted by suffix xx

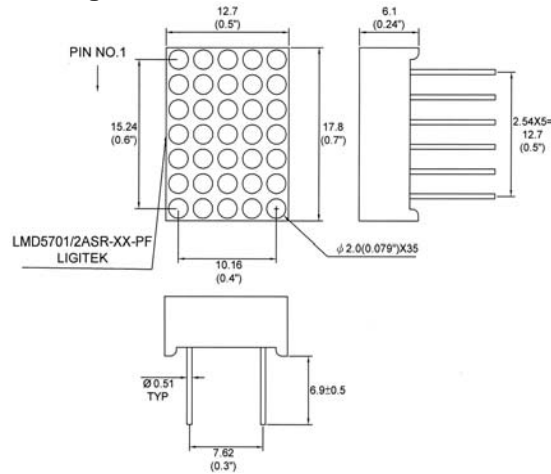
Surface colour	
0	= Original
1	= Black
2	= Grey
3	= Red
4	= Orange

Dot Epoxy colour	
0	= White diffused
1	= Red diffused
2	= Green diffused
3	= Yellow diffused
4	= Orange diffused
5	= Clear

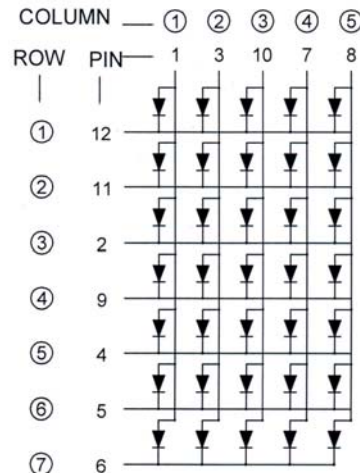
Other colour permutations are available on request

Please verify details from the full data sheets and contact our office for the latest luminous intensity yields

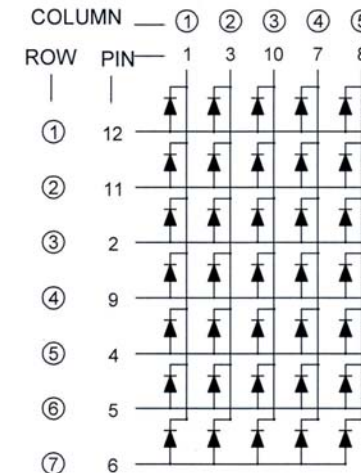
Package Outline



Column Anode



Column Cathode



Specifications may be subject to change without notice


Dot Matrix LED Display 5x7 LMD5711C series 1.25" (31.7mm)



T +44 (0) 1942 671122 F + (0) 1942 671133 E sales@plusopto.co.uk W www.plusopto.co.uk
B13 Derwent Court William Way Moss Industrial Estate Leigh Lancashire WN7 3PT

Features

- § High Efficiency
- § Wide angle of view
- § Choice of colours
- § Choice of dot & surface colours



Electro-optical characteristics (Ta=25°C)

Part No. Column Cathode	Part No. Column Anode	Chip Material Emitted Colour		Wavelength λ_P (nm)	Forward Voltage Vf (v) @20mA		Intensity/Dot Iv(mcd) @10mA	
		material	emitted		typ	max	min	typ
LMD5711CSR-XX	LMD5712CSR-XX	GaAlAs	Super Red	660	1.7	2.4	7	12
LMD5711CHRF-XX	LMD5712CHRF-XX	AllnGaP	Super Red	630	1.7	2.5	21	33
LMD5711CVG-XX	LMD5712CVG-XX	GaP	Green	565	1.7	2.8	7	12
LMD5711CSGM-XX	LMD5712CSGM-XX	InGaN	True Green	525	3.5	4.2	37	58
LMD5711CHYS-XX	LMD5712CHYS-XX	AllnGaP	Yellow	587	1.7	2.6	17	30
LMD5711CDBKS-XX	LMD5712CDBKS-XX	InGaN	Blue	470	3.5	4.2	15	26

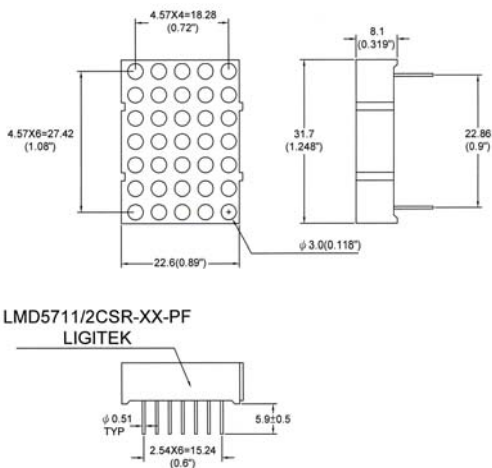
Display Dot/Surface colours are denoted by suffix xx

Surface colour
 0 = Original
 1 = Black
 2 = Grey
 3 = Red
 4 = Orange

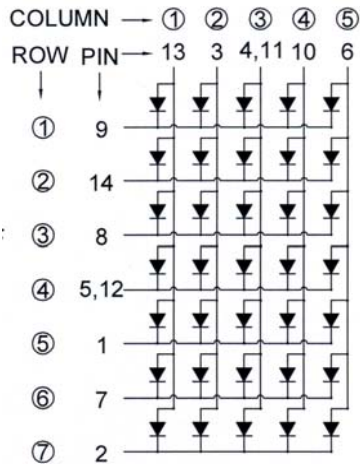
Dot Epoxy colour
 0 = White diffused
 1 = Red diffused
 2 = Green diffused
 3 = Yellow diffused
 4 = Orange diffused
 5 = Clear

Other colour permutations are available on request
 Please verify details from the full data sheets and contact our office for the latest luminous intensity yields

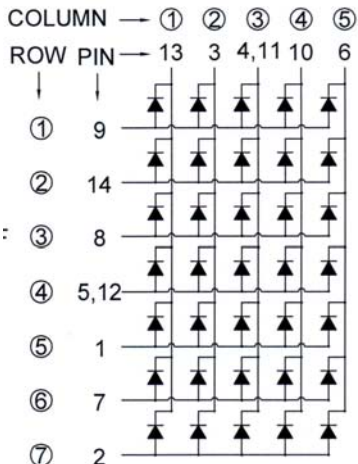
Package Outline



Column Anode



Column Cathode



Specifications may be subject to change without notice

Dot Matrix LED Display 5x7


LMD5711A series 1.2" (31.5mm)



T +44 (0) 1942 671122 F + (0) 1942 671133 E sales@plusopto.co.uk W www.plusopto.co.uk
 B13 Derwent Court William Way Moss Industrial Estate Leigh Lancashire WN7 3PT

Features

- § High Efficiency
- § Wide angle of view
- § Choice of colours
- § Choice of dot & surface colours



Electro-optical characteristics (Ta=25°C)

Part No. Column Cathode	Part No. Column Anode	Chip Material Emitted Colour		Wavelength λ_P (nm)	Forward Voltage Vf (v) @20mA		Intensity/Dot Iv(mcd) @10mA	
		material	emitted		typ	max	min	typ
LMD5711ASR-XX	LMD5712ASR-XX	GaAlAs	Super Red	660	1.7	2.4	7	12
LMD5711AHRF-XX	LMD5712AHRF-XX	AllnGaP	Super Red	630	1.7	2.5	21	33
LMD5711AVG-XX	LMD5712AVG-XX	GaP	Green	565	1.7	2.8	7	12
LMD5711ASGM-XX	LMD5712ASGM-XX	InGaN	True Green	525	3.5	4.2	37	58
LMD5711AHYS-XX	LMD5712AHYS-XX	AllnGaP	Yellow	587	1.7	2.6	17	30
LMD5711ADBKS-XX	LMD5712ADBKS-XX	InGaN	Blue	470	3.5	4.2	15	26

Display Dot/Surface colours are denoted by suffix xx

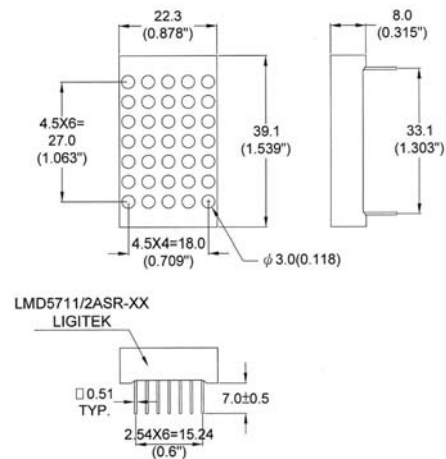
Surface colour
0 = Original
1 = Black
2 = Grey
3 = Red
4 = Orange

Dot Epoxy colour
0 = White diffused
1 = Red diffused
2 = Green diffused
3 = Yellow diffused
4 = Orange diffused
5 = Clear

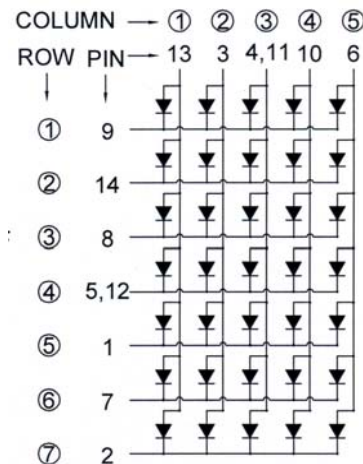
Other colour permutations are available on request

Please verify details from the full data sheets and contact our office for the latest luminous intensity yields

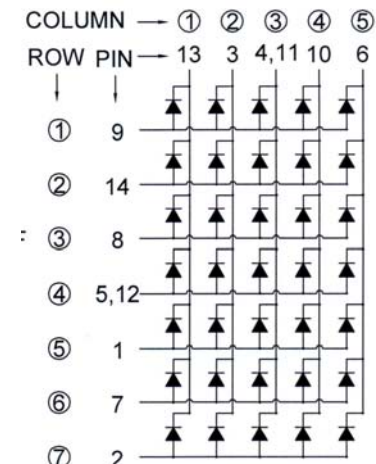
Package Outline



Column Anode



Column Cathode



Specifications may be subject to change without notice


Dot Matrix LED Display 5x7 LMD5721B series 2.1" (53.2mm)



T +44 (0) 1942 671122 F + (0) 1942 671133 E sales@plusopto.co.uk W www.plusopto.co.uk
B13 Derwent Court William Way Moss Industrial Estate Leigh Lancashire WN7 3PT

Features

- § High Efficiency
- § Wide angle of view
- § Choice of colours
- § Choice of dot & surface colours



Electro-optical characteristics (Ta=25°C)

Part No. Column Cathode	Part No. Column Anode	Chip Material Emitted Colour		Wavelength λ_P (nm)	Forward Voltage Vf (v) @20mA		Intensity/Dot Iv(mcd) @10mA	
		material	emitted		typ	max	min	typ
LMD5721BSR-XX	LMD5722BSR-XX	GaAlAs	Super Red	660	1.7	2.4	7	12
LMD5721BHRF-XX	LMD5722BHRF-XX	AllnGaP	Super Red	630	1.7	2.5	21	33
LMD5721BVG-XX	LMD5722BVG-XX	GaP	Green	565	1.7	2.8	7.2	12.8
LMD5721BSGM-XX	LMD5722BSGM-XX	InGaN	True Green	525	3.5	4.2	37	58
LMD5721BHYS-XX	LMD5722BHYS-XX	AllnGaP	Yellow	587	1.7	2.6	15	26
LMD5721BDBKS-XX	LMD5722BDKS-XX	InGaN	Blue	470	3.5	4.2	8	13

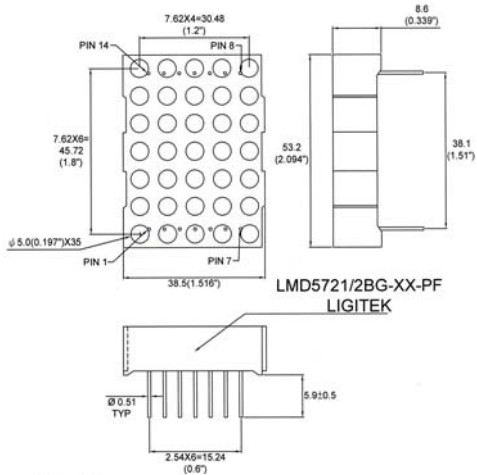
Display Dot/Surface colours are denoted by suffix xx

Surface colour
0 = Original
1 = Black
2 = Grey
3 = Red
4 = Orange

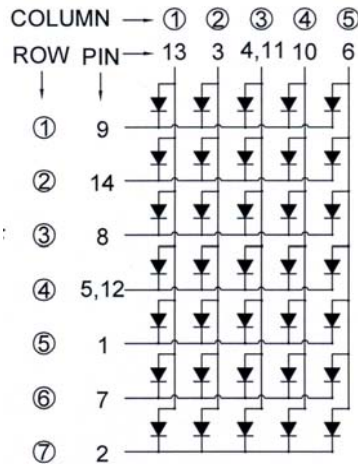
Dot Epoxy colour
0 = White diffused
1 = Red diffused
2 = Green diffused
3 = Yellow diffused
4 = Orange diffused
5 = Clear

Other colour permutations are available on request
Please verify details from the full data sheets and contact our office for the latest luminous intensity yields

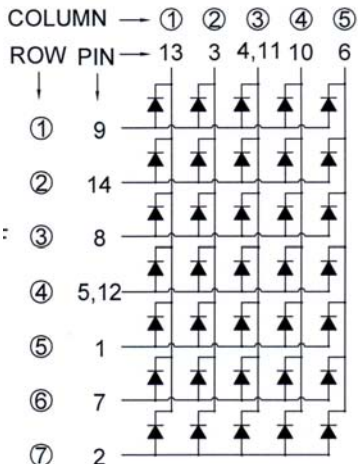
Package Outline



Column Anode



Column Cathode



Specifications may be subject to change without notice

Dot Matrix LED Display 5x7 LMD5741B series 4.0" (106.2mm)



T +44 (0) 1942 671122 F + (0) 1942 671133 E sales@plusopto.co.uk W www.plusopto.co.uk
B13 Derwent Court William Way Moss Industrial Estate Leigh Lancashire WN7 3PT

Features

- § High Efficiency
- § Wide angle of view
- § Choice of colours
- § Choice of dot & surface colours



Electro-optical characteristics (Ta=25°C)

Part No. Column Cathode	Part No. Column Anode	Chip Material Emitted Colour		Wavelength λP (nm)	Forward Voltage Vf (v) @20mA		Intensity/Dot Iv(mcd) @10mA	
		material	emitted		typ	max	min	typ
LMD5741BSR-XX	LMD5742BSR-XX	GaAlAs	Super Red	660	1.7	2.4	20	32
LMD5741BHRF-XX	LMD5742BHRF-XX	AllnGaP	Super Red	630	1.7	2.5	63	100
LMD5741BVG-XX	LMD5742BVG-XX	GaP	Green	565	1.7	2.8	28	45
LMD5741BSGM-XX	LMD5742BSGM-XX	InGaN	True Green	525	3.5	4.2	98	158
LMD5741BHYS-XX	LMD5742BHYS-XX	AllnGaP	Yellow	595	1.7	2.6	145	210
LMD5741BDBKS-XX	LMD5742BDKS-XX	InGaN	Blue	470	3.5	4.2	18	30

Display Dot/Surface colours are denoted by suffix xx

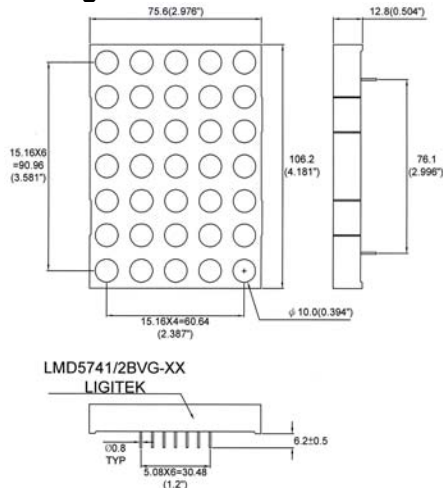
Surface colour
0 = Original
1 = Black
2 = Grey
3 = Red
4 = Orange

Dot Epoxy colour
0 = White diffused
1 = Red diffused
2 = Green diffused
3 = Yellow diffused
4 = Orange diffused
5 = Clear

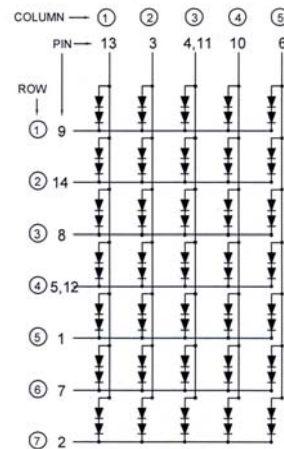
Other colour permutations are available on request

Please verify details from the full data sheets and contact our office for the latest luminous intensity yields

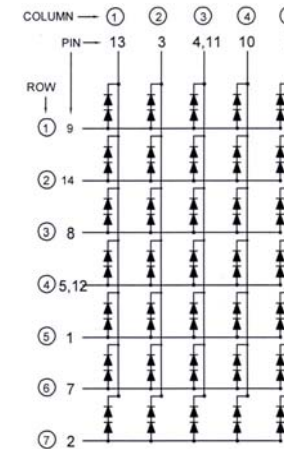
Package Outline



Column Anode



Column Cathode



Specifications may be subject to change without notice

Dot Matrix LED Display 5x8 LMD5821A series 2.4" (60.0mm)



T +44 (0) 1942 671122 F + (0) 1942 671133 E sales@plusopto.co.uk W www.plusopto.co.uk
B13 Derwent Court William Way Moss Industrial Estate Leigh Lancashire WN7 3PT

Features

- § High Efficiency
- § Wide angle of view
- § Choice of colours
- § Choice of dot & surface colours



Electro-optical characteristics (Ta=25°C)

		Chip Material Emitted Colour			Forward Voltage Vf (v) @20mA		Intensity/Dot Iv(mcd) @10mA	
		material	emitted		typ	max	min	typ
LMD5821ASR-XX	LMD5822ASR-XX	GaAlAs	Super Red	660	1.7	2.4	7	12
LMD5821AHRF-XX	LMD5822AHRF-XX	AllnGaP	Super Red	630	1.7	2.5	21	33
LMD5821AVG-XX	LMD5822AVG-XX	GaP	Green	565	1.7	2.8	7.2	12.8
LMD5821ASGM-XX	LMD5822ASGM-XX	InGaN	True Green	525	3.5	4.2	37	58
LMD5821AHYS-XX	LMD5822AHYS-XX	AllnGaP	Yellow	587	1.7	2.6	15	26
LMD5821ADBKS-XX	LMD5822ADBK-XX	InGaN	Blue	470	3.5	4.2	8	13

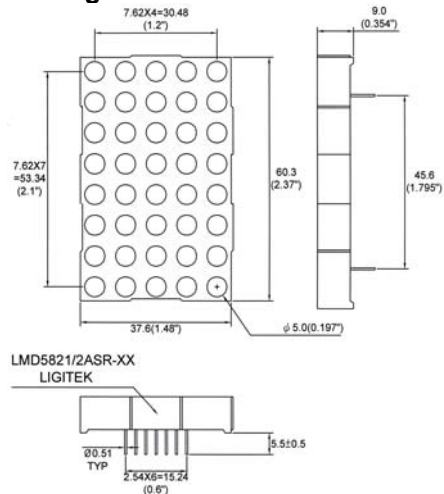
Display Dot/Surface colours are denoted by suffix xx

Surface colour
0 = Original
1 = Black
2 = Grey
3 = Red
4 = Orange

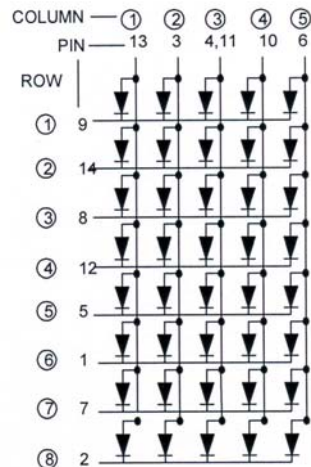
Dot Epoxy colour
0 = White diffused
1 = Red diffused
2 = Green diffused
3 = Yellow diffused
4 = Orange diffused
5 = Clear

Other colour permutations are available on request
Please verify details from the full data sheets and contact our office for the latest luminous intensity yields

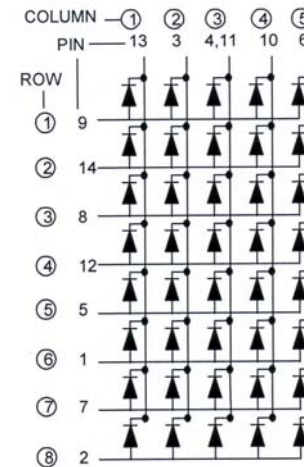
Package Outline



Column Anode



Column Cathode




Specifications may be subject to change without notice

Dot Matrix LED Display 8x8

LMD8801A series 0.80" (20.0mm)



T +44 (0) 1942 671122 F + (0) 1942 671133 E sales@plusopto.co.uk W www.plusopto.co.uk
 B13 Derwent Court William Way Moss Industrial Estate Leigh Lancashire WN7 3PT



Features

- § High Efficiency
- § Wide angle of view
- § Choice of colours
- § Choice of dot & surface colours

Electro-optical characteristics (Ta=25°C)

Part No. Column Cathode	Part No. Column Anode	Chip Material Emitted Colour		Wavelength λ_P (nm)	Forward Voltage Vf (v) @20mA		Intensity/Dot Iv(mcd) @10mA	
		material	emitted		typ	max	min	typ
LMD8801ASR-XX	LMD8802ASR-XX	GaAlAs	Super Red	660	1.7	2.4	10	16
LMD8801AHRF-XX	LMD8802AHRF-XX	AllnGaP	Super Red	630	1.7	2.5	21	33
LMD8801AVG-XX	LMD8802AVG-XX	GaP	Green	565	1.7	2.8	8	12
LMD8801ASGM-XX	LMD8802ASGM-XX	InGaN	True Green	525	3.5	4.2	37	58
LMD8801AHYS-XX	LMD8802AHYS-XX	AllnGaP	Yellow	587	1.7	2.6	15	26
LMD8801ADBK-XX	LMD8802ADBK-XX	InGaN	Blue	470	3.5	4.2	8	13

Display Dot/Surface colours are denoted by suffix xx

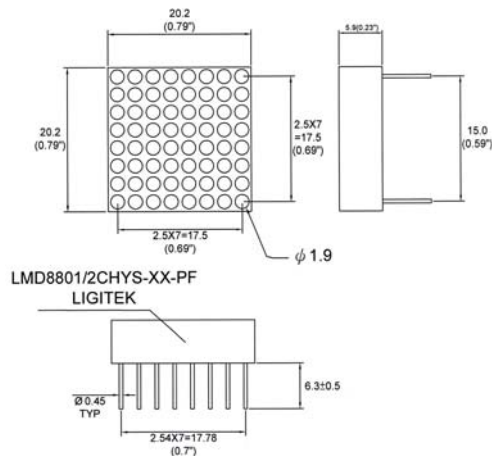
Surface colour
0 = Original
1 = Black
2 = Grey
3 = Red
4 = Orange

Dot Epoxy colour
0 = White diffused
1 = Red diffused
2 = Green diffused
3 = Yellow diffused
4 = Orange diffused
5 = Clear

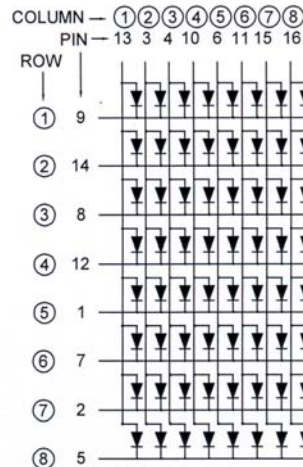
Other colour permutations are available on request

Please verify details from the full data sheets and contact our office for the latest luminous intensity yields

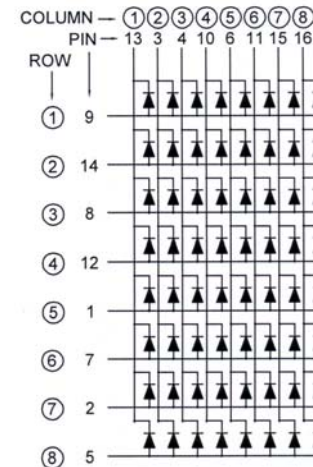
Package Outline



Column Anode



Column cathode



Specifications may be subject to change without notice

Dot Matrix LED Display 8x8


LMD8801B series 0.8" (20.0mm)



T +44 (0) 1942 671122 F + (0) 1942 671133 E sales@plusopto.co.uk W www.plusopto.co.uk
 B13 Derwent Court William Way Moss Industrial Estate Leigh Lancashire WN7 3PT

Features

- § High Efficiency
- § Wide angle of view
- § Choice of colours
- § Choice of dot & surface colours



Electro-optical characteristics (Ta=25°C)

Part No. Column Cathode	Part No. Column Anode	Chip Material Emitted Colour		Wavelength λ_P (nm)	Forward Voltage Vf (v) @20mA		Intensity/Dot Iv(mcd) @10mA	
		material	emitted		typ	max	min	typ
LMD8801BSR-XX	LMD8802BSR-XX	GaAlAs	Super Red	660	1.7	2.4	10	16
LMD8801BHRF-XX	LMD8802BHRF-XX	AllnGaP	Super Red	630	1.7	2.5	21	33
LMD8801BVG-XX	LMD8802BVG-XX	GaP	Green	565	1.7	2.8	8	12
LMD8801BSGM-XX	LMD8802BSGM-XX	InGaN	True Green	525	3.5	4.2	37	58
LMD8801BHYS-XX	LMD8802BHYS-XX	AllnGaP	Yellow	587	1.7	2.6	15	26
LMD8801BDBK-XX	LMD8802BDBK-XX	InGaN	Blue	470	3.5	4.2	8	13

Display Dot/Surface colours are denoted by suffix xx

Surface colour

- 0 = Original
- 1 = Black
- 2 = Grey
- 3 = Red
- 4 = Orange

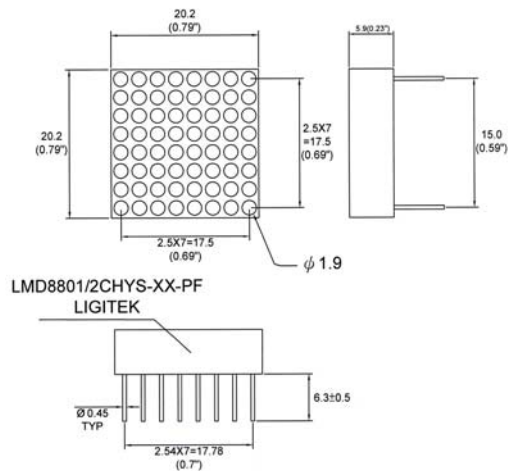
Dot Epoxy colour

- 0 = White diffused
- 1 = Red diffused
- 2 = Green diffused
- 3 = Yellow diffused
- 4 = Orange diffused
- 5 = Clear

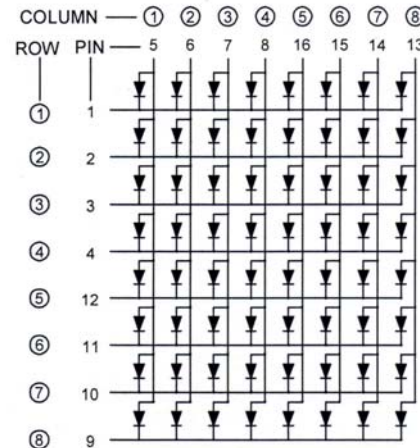
Other colour permutations are available on request

Please verify details from the full data sheets and contact our office for the latest luminous intensity yields

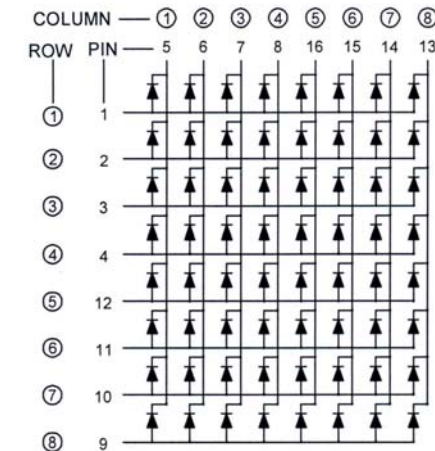
Package Outline



Column Anode



Column Cathode



Specifications may be subject to change without notice

Dot Matrix LED Display 8x8

LMD8811E series 1.3" (32.0mm)




T +44 (0) 1942 671122 F + (0) 1942 671133 E sales@plusopto.co.uk W www.plusopto.co.uk
 B13 Derwent Court William Way Moss Industrial Estate Leigh Lancashire WN7 3PT

Features

- § High Efficiency
- § Wide angle of view
- § Choice of colours
- § Choice of dot & surface colours

Electro-optical characteristics (Ta=25°C)

		Chip Material Emitted Colour			Forward Voltage Vf (v) @20mA		Intensity/Dot Iv(mcd) @10mA	
		material	emitted		typ	max	min	typ
LMD8811ESR-XX	LMD8812ESR-XX	GaAlAs	Super Red	660	1.7	2.4	6	10.5
LMD8811EHRF-XX	LMD8812EHRF-XX	AllnGaP	Super Red	630	1.7	2.5	21	33
LMD8811EVG-XX	LMD8812EVG-XX	GaP	Green	565	1.7	2.8	7	12
LMD8811ESGM-XX	LMD8812ESGM-XX	InGaN	True Green	525	3.5	4.2	37	58
LMD8811EHYS-XX	LMD8812EHYS-XX	AllnGaP	Yellow	587	1.7	2.6	17	30
LMD8811EDBK-XX	LMD8812EDBK-XX	InGaN	Blue	470	3.5	4.2	15	26



Display Dot/Surface colours are denoted by suffix xx

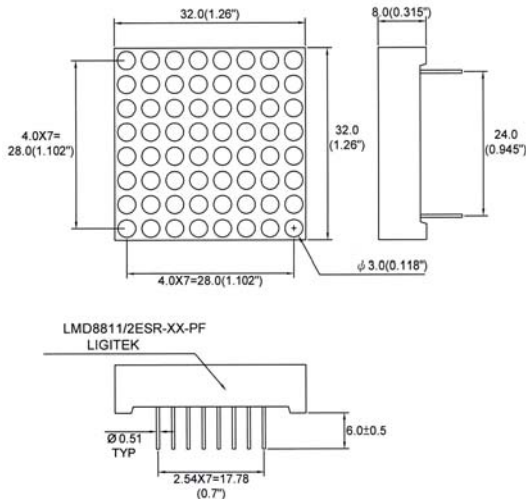
Surface colour
0 = Original
1 = Black
2 = Grey
3 = Red
4 = Orange

Dot Epoxy colour
0 = White diffused
1 = Red diffused
2 = Green diffused
3 = Yellow diffused
4 = Orange diffused
5 = Clear

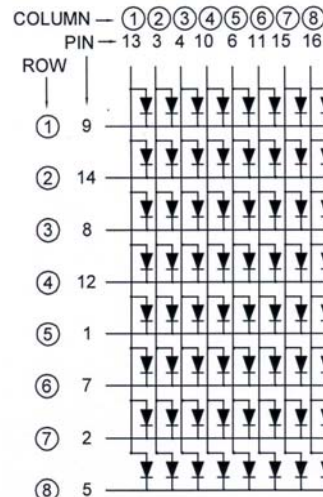
Other colour permutations are available on request

Please verify details from the full data sheets and contact our office for the latest luminous intensity yields


Package Outline



Column Anode



Column Cathode



Specifications may be subject to change without notice


Dot Matrix LED Display 8x8 LMD8811C series 1.9" (48.0mm)



T +44 (0) 1942 671122 F + (0) 1942 671133 E sales@plusopto.co.uk W www.plusopto.co.uk
B13 Derwent Court William Way Moss Industrial Estate Leigh Lancashire WN7 3PT

Features

- § High Efficiency
- § Wide angle of view
- § Choice of colours
- § Choice of dot & surface colours



Electro-optical characteristics (Ta=25°C)

Part No. Column Cathode	Part No. Column Anode	Chip Material Emitted Colour		Wavelength λ_P (nm)	Forward Voltage Vf (v) @20mA		Intensity/Dot Iv(mcd) @10mA	
		material	emitted		typ	max	min	typ
LMD8811CURH-XX	LMD8812CURH-XX	GaAlAs	Super Red	660	1.7	2.4	68	91
LMD8811CHRF-XX	LMD8812CHRF-XX	AllnGaP	Super Red	630	1.7	2.5	21	33
LMD8811CVG-XX	LMD8812CVG-XX	GaP	Green	565	1.7	2.8	7	12
LMD8811CSGM-XX	LMD8812CSGM-XX	InGaN	True Green	525	3.5	4.2	37	58
LMD8811CHYS-XX	LMD8812CHYS-XX	AllnGaP	Yellow	587	1.7	2.6	17	30
LMD8811CDBK-XX	LMD8812CDBK-XX	InGaN	Blue	470	3.5	4.2	15	26

Display Dot/Surface colours are denoted by suffix xx

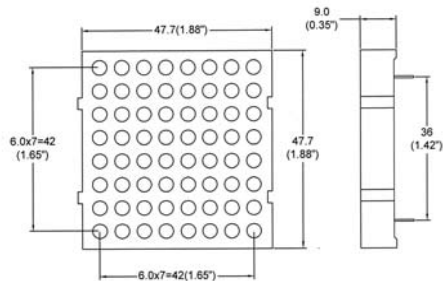
Surface colour
0 = Original
1 = Black
2 = Grey
3 = Red
4 = Orange

Dot Epoxy colour
0 = White diffused
1 = Red diffused
2 = Green diffused
3 = Yellow diffused
4 = Orange diffused
5 = Clear

Other colour permutations are available on request

Please verify details from the full data sheets and contact our office for the latest luminous intensity yields

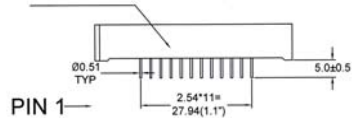
Package Outline



Column Anode

Column Cathode

LMD8811/2CURH-XX
LIGITEK



Specifications may be subject to change without notice