

LTECH

ECT2 Touch Panel (CT)



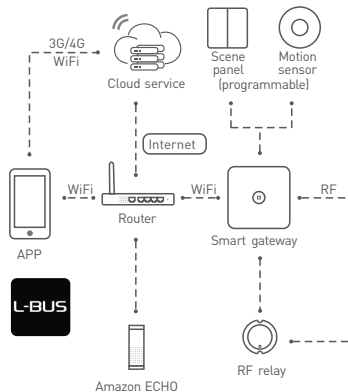
Manual

www.ltech-led.com

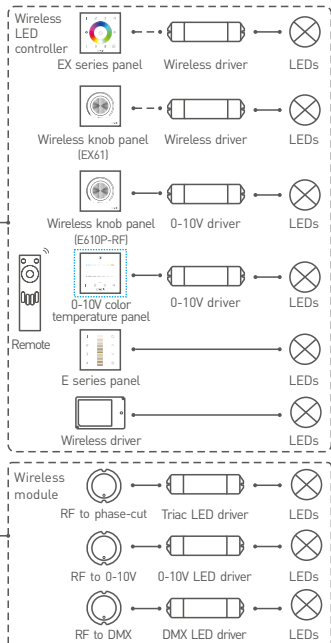
System Diagram

LTECH

L-BUS



——— Wired connection
- - - - - Wireless connection



Product Features

LTECH

- Powered by 100-240Vac wide voltage, no external power needed.
- RF+0-10V (2ch output) control modes, allowing more flexible and convenient applications.
- Work with 0-10V tunable white LED drivers. Dimming does not change CT, and CT adjustment does not affect brightness.
- Use the capacitive touch panel with armored glass surface.
- Install in 86 type or EU style junction boxes.
- Work with F series, Q series remotes to gain easy control.
- Work with the L-BUS gateway (WIFI-108) to achieve APP remote control over scenes.

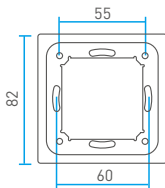
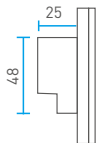
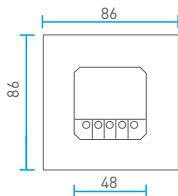
Technical Specs

Model	ECT2 Touch Panel
Control Type	Dim / CT
Wireless Signal	RF 2.4GHz
Input Voltage	100-240Vac
Output Signal	0-10V×2
Output Current	15mA×2 Channel
Power Consumption	1W
Working Temp.	-20°C~55°C
Dimensions	86×86×36mm (LxWxH)
Package Size	113×12×50mm (LxWxH)
Weight[G.W.]	225g

FC **CE** **RoHS** **SELV**

Product Size

Unit: mm

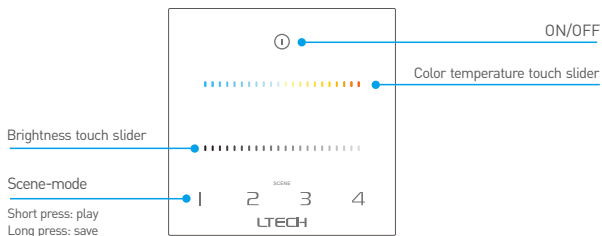


LTECH

Key Functions

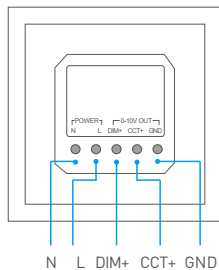
When blue indicator light of ① key is on, long press ① to turn on/off buzzer.

When white indicator light of ① key is on, long press ① to match code.

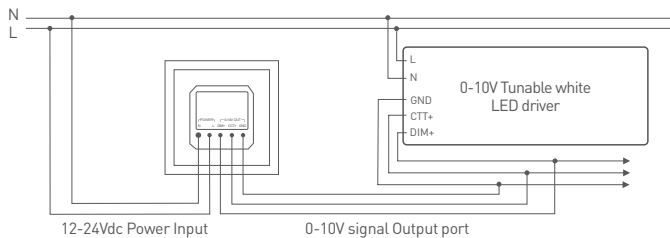


Terminals

LTECH

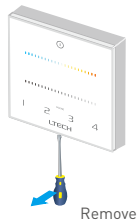
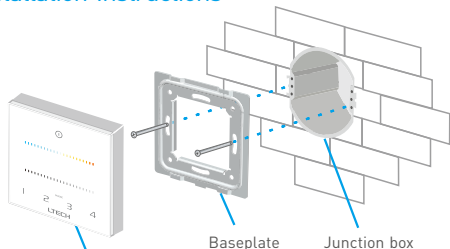


Wiring Diagram



Installation Instructions

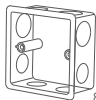
LTECH



Typical junction boxes are as follows:





European style





86 type

Applications

- 

Touch panel + 0-10V Tunable white LED driver + Lamps
- 

Remote + Touch panel + 0-10V Tunable white LED driver + Lamps
- 

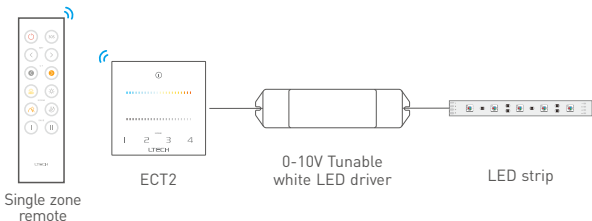
WiFi gateway + Touch panel + 0-10V Tunable white LED driver + Lamps
- 

WiFi gateway + Remote + Touch panel + 0-10V Tunable white LED driver + Lamps

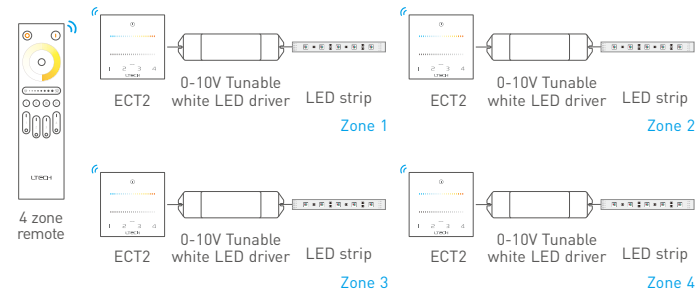
RF Wireless Wiring

LTECH

Single Zone Control



Multiple Zone Control

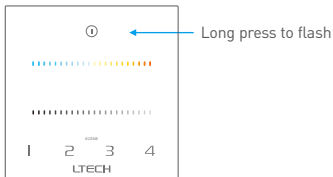


* Touch panels can be sync controlled by multi remotes, please refer to the manual of remote's usage.

Match Code between Touch Panel & Remote

LTECH

1. Long press  on touch panel until indicator lights flash. Please proceed to the next step within 15 seconds.



2. Match code with F series remote:

Single zone remote: long press ON/OFF key on remote, the indicator light stops flashing, match code successfully.

Multi-zone remote: long press the matching zone's ON & OFF keys simultaneously, the indicator light stops flashing, match code successfully.

3. Match code with Q series remote:

long press the matching zone's "ON" key on remote, the indicator lights of touch panel stop flashing, match successfully.

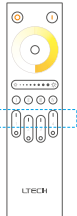
ECT2 touch panel match with F2/F6 remote.
ECT2 touch panel match with Q2 remote.



F2 (Single zone)



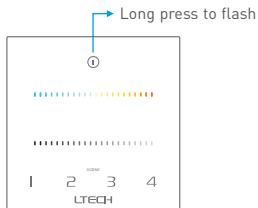
F6 (Multi-zone)



Q2 (CT)

Match Code between Touch Panel & Gateway **LTECH**

1. Long press ① on touch panel until indicator lights flash.
2. Turn on L-BUS APP, enter "Zone Set" interface, click the right top "MATCH" key, then operate the following prompts.



App support

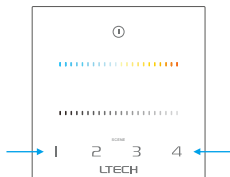


L-BUS APP



Clear Code

Long press the scene key 1 and scene key 4 on the panel, the indicator light flashes several times, clear code successfully. Please clear the code when the touch panel switch indicator is white.



* This manual is subject to changes without further notice. Product functions depend on the goods. Please feel free to contact our official distributors if you have any question.

Warranty Agreement



- Warranty periods from the date of delivery 5 years
- Free repair or replacement services for quality problems are provided within warranty periods.

Warranty exclusions below:

- Beyond warranty periods.
- Any artificial damage caused by high voltage, overload, or improper operations.
- Products with severe physical damage.
- Damage caused by natural disasters and force majeure.
- Warranty labels and barcodes have been damaged.
- No any contract signed by LTECH.

1. Repair or replacement provided is the only remedy for customers. LTECH is not liable for any incidental or consequential damage unless it is within the law.
2. LTECH has the right to amend or adjust the terms of this warranty, and release in written form shall prevail.